A woman with short, wavy grey hair is smiling warmly at the camera. She is wearing a light beige sweater. The background is a solid teal color. In the lower part of the image, there is a blurred, dark-toned scene showing what appears to be a dental procedure with a patient's head and a dental professional's hands.

THE SMILE YOU DESERVE

A PRACTICAL GUIDE TO
YOUR DREAM SMILE

DR. KONSTANTIN WEINGARTEN (GROMOV)

Foreword

“The best time to plant a tree was 20 years ago. The second best time is now.”

— Chinese Proverb

Most people don’t wake up one morning and say, *“Today’s the day I get a brand-new smile.”*

It’s usually a slow burn.

Years of putting it off.

A wedding, reunion, or vacation that passes by with closed-lip smiles.

A photo you delete before anyone else sees it.

A quiet wish for something more.

As a periodontist and implant dentist, I’ve met hundreds—maybe thousands—of people who’ve told me the same thing in different words:

“I just want to feel like myself again.”

“I want to stop hiding.”

“I want to chew without pain.”

“I want to be proud of my smile.”

If you’ve picked up this book, you’re likely somewhere in that space. You’re done feeling stuck. You want to understand your options. You’re ready to make a move—maybe not all at once, but a first step.

And that’s exactly what this book is.

Why I Wrote This

There’s a lot of hype out there.

Big promises. Glamorous before-and-after shots.

But not enough *education*.

Not enough *truth* about what goes into a real, healthy, confident smile.

This guide pulls back the curtain.

Whether you’re just exploring your options or already booked for your consultation, my goal is to help you feel **informed, empowered, and in control** of your decisions.

You'll learn:

- What different smile makeover options actually are (and aren't)
 - How to avoid being misled by buzzwords and marketing gimmicks
 - What truly matters when choosing your provider
 - How this process transforms more than just your teeth
-

Let Me Introduce Myself



I'm Dr. Konstantin Weingarten (Gromov) aka Dr.G, and you can learn more about my background at **ImplantWIDE.com**. My focus is implant surgery and advanced cosmetic dentistry. I've spent years helping patients regain function, confidence, and joy through life-changing smile transformations. I've seen firsthand how powerful the impact can be.

Because let's be real—your smile matters. A beautiful, healthy smile opens doors. It helps you get the job. It sparks attraction and builds relationships. It boosts your self-confidence in ways that ripple through every part of your life—from the way you speak in a meeting to how you show up in the world. In our society, your smile is part of your personal brand, and when it's strong, everything else becomes easier.

One thing to understand early on: smile makeovers and high-quality dental work are often not covered—or barely covered—by insurance. That means this journey also involves financial decisions. But we'll guide you through that too. In this book, we'll walk you through what matters, what works, and how to make smart, lasting choices.

This first volume focuses on full-mouth solutions—what to do when you're missing all or most of your teeth, or when your existing teeth are failing. Future editions will cover other important areas of modern dentistry, from cosmetic enhancements to preventative care. So stay tuned.

You deserve the smile you dreamt of. It's not too late—and it starts right here.






What to Expect From This Book

This isn't a textbook.

It's not a sales pitch.

It's a conversation—with someone who's walked patients through this process for years and understands both the clinical *and* emotional side of rebuilding a smile.

You'll find:

-  Real-life advice
-  Honest warnings
-  Quotes from real patients
-  Checklists, tips, and visuals
-  Pro-tips from a team who truly cares

This book was built with the same intention as our treatment plans: clear, custom, and focused on what *you* need.

Who This Is For

This book is for you if:

- You've been thinking about dental work but don't know where to start
- You've been burned by bad dental experiences in the past

- You're overwhelmed by conflicting info online
 - You're ready for a transformation—not just cosmetic, but emotional and personal too
-

From My Heart to Yours

There is *nothing superficial* about wanting to smile with confidence.

It's human.

It's healing.

And it's within reach.

Thank you for letting me be part of your journey.

See you on the next page.

Dr. Konstantin Weingarten (Gromov) aka Dr.G

Board Certified Periodontist and Dental Implant Specialist

Cosmetic Dentist

Founder of SmilingCHICAGO | ImplantWIDE

Chicago, 2025



Smiling Chicago

213 likes · 249 followers

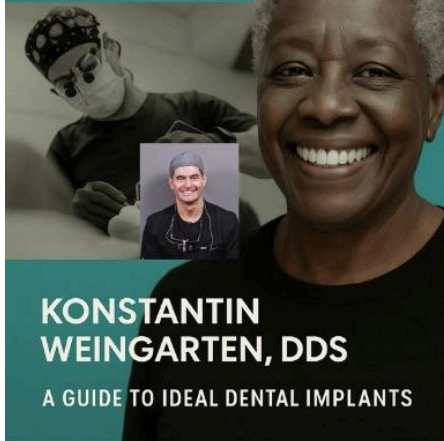


IMPLANTWIDE

by Dr.G


THE SMILE YOU DESERVE

A GUIDE TO IDEAL
DENTAL IMPLANTS



**KONSTANTIN
WEINGARTEN, DDS**

A GUIDE TO IDEAL DENTAL IMPLANTS



Section 1

Where Do I Even Start?

Understanding Your Smile Makeover Options

“You don’t have to see the whole staircase, just take the first step.”

— Martin Luther King Jr.

“Start where you are. Use what you have. Do what you can.”

— Arthur Ashe

“Every smile makes you a day younger.”

— Chinese Proverb

✨ Why This Chapter Matters

You’ve probably thought about fixing your smile for a while. Maybe it’s missing teeth, old dental work, or a smile you’ve never been proud of. You search “smile makeover” or “dental implants” and suddenly you’re bombarded with:

- Ads
- Promises
- Buzzwords like “All-on-X,” “veneers,” “zirconia,” “snap-in dentures”

It’s overwhelming.

This chapter helps you cut through the noise and understand what really matters: your mouth, your goals, and your budget.

What You’ll Learn

- The **main types** of smile makeovers

- Which **problems** they solve
- How a great smile can benefit you not only physically, emotionally and socially

Pro-Tip: The more you know, the more protected you are from being overcharged or sold something you don't need.

Here's what I want you to know: there's no one-size-fits-all solution, and that's a good thing. The best smile transformations are completely customized---not just to your teeth, but to your goals, lifestyle, medical history, and budget. What worked for your cousin, friend, or coworker might not be the right path for you.

So what are your options? Let's simplify them:

- If you're missing all or most teeth (or they're failing), you may be a candidate for full arch dental implants---a fixed, non-removable solution that gives you a complete set of teeth on 4--6 implants per jaw, rather than many single implants.
- If you're missing some teeth, you might need a combination of implants, crowns, and bridges.
- If your teeth are present but worn down, stained, or misaligned, veneers, crowns, or orthodontics may be the answer.
- If you want the most affordable option and aren't ready for implants, traditional dentures "plates" or snap-in dentures might work---but we'll explain the trade-offs.

Every one of these has pros and cons. Every one requires expert evaluation and a personalized treatment plan. And that's why you're here---because you want to understand not just what the options are, but which one is right for you.

The Smile Makeover Toolbox

Depending on your needs, your plan may include:

- **Dental Implants** — Permanent replacements for missing teeth (one or several)
- **Full Arch (All-on-4/6/X)** — A full set of upper or lower teeth on implants, fixed non-removable bridges. We see many patients who use the term "full mouth implants" for this one.
- **Snap-on Overdentures** — Removable implant-supported dentures, (plates on attachments)

- **Veneers or Crowns** — Cosmetic and structural upgrades; Veneers - covering the front surface of the tooth. Crowns; Covering the entire tooth “cap”. Or full dentures.
 - **Bridges or Partial**s — Tooth-supported options for gaps or full “plates” for all missing teeth.
 - **Gum Treatments/Gum Disease** — Fixing inflamed swollen gums, recession, overgrowth “gummy smile”, or unevenness
 - **Orthodontics** — For alignment, crowding, or spacing of crooked teeth
 - **Fillings & Root Canals** — For restoring teeth that can still be saved
-
-

The Hidden Toll of a Failing Smile

What's really at stake?

Often it's more than looks:

- **Digestive issues** from poor chewing habits
 - **Premature aging** from facial collapse
 - **Jaw pain or TMJ issues** from imbalance
 - **Isolation or anxiety** from embarrassment
-

The Mind-Body-Mouth Connection

Your smile affects:

- **Self-esteem** — A confident smile changes how you see yourself
- **Career** — Employers notice confident, expressive people
- **Health** — Gum disease is linked to heart disease, diabetes, and more

Pro-Tip: Don't just ask what to fix—ask how you want to *feel* after your treatment.

Real Patient Stories







"I thought I just needed a few crowns... Turns out my bite was collapsing. What I actually needed was a full plan. Thank God someone finally explained it without the jargon."


— James T., 54

"After I got my implants, I went out for dinner for the first time in years. I didn't realize how much I was missing out on until I felt free again."

— Maria G., 61

Common Myths (and the Truth)

-  *"Implants are only for old people."*
 Adults of all ages benefit from implants.
 -  *"Snap-ins are just like All-on-X."*
 Snap-ins are removable. All-on-X is fixed. Both options are case specific.
 -  *"Veneers fix everything."*
 Only if the tooth structure underneath is sound meaning the bite is stable and the gums are healthy.
-



[See the full transformation on SmilingChicago Facebook page, link below](https://m.facebook.com/story.php?story_fbid=pfbid02d55Sii2d9QSVpnDegz2ZRYQ6MEoqq2UQLpqQhu3pa3cEZejc7GVqwHHHzYv6c9vFI&id=100000069781360)

https://m.facebook.com/story.php?story_fbid=pfbid02d55Sii2d9QSVpnDegz2ZRYQ6MEoqq2UQLpqQhu3pa3cEZejc7GVqwHHHzYv6c9vFI&id=100000069781360

❤️ Emotional Healing Comes With Physical Change

We've seen patients cry—not from pain, but from *relief*. When they finally smile without fear, they also:

- Show up socially
- Speak up in meetings
- Laugh freely
- Start dating again

“Fixing my smile made me feel dateable again. I didn’t realize how much I was holding back.”

Pro-Tip: Modern techniques are fast-healing and comfortable. You’re not too old, too late, or too far gone.

Bonus Benefit: Your Romantic & Personal Life

A confident smile can transform more than your appearance:

- 🥰 More kisses, less hiding
- 😄 Laugh openly
- 💬 Speak confidently
- 💖 Connect more deeply

“Fixing my smile made me feel dateable again. I didn’t realize how much I was holding back.”

Final Takeaway

You don’t need to figure it all out right now. But you do need to start with the **right questions**.

- What am I unhappy with?
- What’s holding me back?
- What do I want to feel like at the end of this?

Pro-Tip: Come to your consultation with clarity—not just about what’s broken, but about the life you want to live with your new smile.

Section 2: “Who Can I Trust?” – Choosing the Right Dentist or Team

“Trust, but verify.” – Ronald Reagan

Why This Chapter Matters

You’ve probably heard this line before: *“We create perfect smiles!”* Or maybe, *“Come in and leave with a brand-new smile in a day!”*

Sounds good, right? But here’s what most people don’t realize: legally, any general dentist in the U.S. can offer dental implants, veneers, or full-mouth smile makeovers—even without any formal surgical or cosmetic training beyond dental school. That’s like letting your family doctor perform heart surgery because they watched a few videos and went to a weekend course.

Here’s the ugly truth: not every dentist offering smile makeovers is qualified to do them.

That’s not fear-mongering. That’s a fact. And it’s one of the biggest reasons patients end up with failed implants, unnatural-looking teeth, or long-term regret.

In today’s world, trust has to be earned. It’s not enough to have a nice website or Instagram page filled with smiling photos. You need to know how to vet your dental team—because the team you choose will have more impact on your results than any single product, material, or price tag.

So what should you look for?

Start with credentials. Is your provider a specialist—like a periodontist, prosthodontist, or oral surgeon? Have they completed advanced training in implant surgery, cosmetic dentistry, or full-arch rehabilitation? Have they done hundreds (or thousands) of cases?

Ask to see actual cases. Not just “stock” photos or generic before-and-afters, but their real work. Ask for both immediate and long-term results.

Pay attention to their process. Are they rushing you into treatment, or educating you thoroughly? Do they offer a full consultation with imaging, or are they throwing out numbers over the phone?

Look for transparency. Are they honest about risks, healing time, cost, and maintenance? If a place feels like a high-pressure sales pitch, walk away. This is your health and your future—not a car dealership.

The best providers aren't trying to sell you. They're trying to serve you. They want you to make an informed decision—and they're confident enough in their expertise to help you compare options without pressure.

I've spent years building a team that puts patient education and clinical excellence first. Whether or not you choose us—or even live near us—this chapter is your filter. Use it. Protect yourself. And remember: the cheapest smile makeover is often the one you only pay for once.

A smile that lasts a lifetime starts with the team behind it.

This chapter could save you thousands of dollars—and years of regret.

What You'll Learn

- **What credentials actually mean something (and what don't)**
- **The difference between a general dentist, a specialist, and a true interdisciplinary team**
- **Red flags to watch out for when a deal seems “too good”**
- **What questions to ask before trusting someone with your smile**

Pro-Tip: You wouldn't hire a contractor to rebuild your entire house without checking their license, experience, and past projects—so don't trust your smile to someone just because they're offering the lowest price.

What's the Difference? General vs. Specialist vs. Team

- **General Dentist: Think of this as your “family doctor”—great for checkups, various fillings, and basic surgical procedures and restorations, crowns, bridges, and dentures.**
- **Specialist: A periodontist, oral surgeon, or prosthodontist has advanced training (3–4–6+ years after dental school) in implants, surgery, or full-mouth restorations.**
- **Super-GPs: Some general dentists pursue extensive surgical and implant training and can perform complex procedures at a high level. However, this is not typical,**

and some offices rely on visiting or “traveling” specialists. While this model can work, it sometimes comes with limitations in availability for follow-ups, urgent visits, or complication management.

- **Team Approach:** This includes specialists, general dentists, hygienists, and lab technicians all working together. The best outcomes come from collaboration.
-

Red Flags

- High-pressure sales tactics or one-day-only discounts
 - No clear discussion of risks, healing time, or alternatives
 - They only show you computer animations or stock images—not real patient cases
 - No access to a specialist if things go wrong
 - You don’t even meet a real doctor during the “free consultation”—just a treatment coordinator or salesperson doing a financial screening. This is common in high-volume corporate centers. Think about it: *if your surgeon is too busy to see you now, how available will they be if something goes wrong later?*
-

Real Quote From a Patient

“The first place I went promised to do everything in one day. No X-rays, no scans, just a number. I almost said yes. I’m so glad I waited and found a team who actually took the time to listen.”

— Sarah M., 58

Suggested Media Box: “What to Ask Before You Commit”

10 Questions to Ask Before Choosing a Smile Makeover Dentist

Use this list during your consultation or research. If the answer isn’t clear—or they avoid it—that’s your red flag.

1. ☐ What is your training and experience with this specific procedure? (*Ask for implant, cosmetic, or full-arch cases specifically.*)
2. ☐ Are you a specialist or do you work with one? (*Periodontist, prosthodontist, or oral surgeon on your team?*)
3. ☐ Can I see real before-and-after photos of your patients? (*Bonus if they show cases that look similar to yours.*)
4. ☐ How many smile makeover cases have you done—and how long have they lasted? (*Ask about both short- and long-term results.*)
5. ☐ What materials do you use for the final teeth? (*Zirconia? Acrylic? Hybrid? Know*

what's going in your mouth. There are some discrepancies in this department between marketing and reality.)

6. ☐ What are the possible risks or complications—and how do you handle them? *(If they say “none,” walk out.)*

7. ☐ Will I see a digital preview or mock-up of my future smile? *(You should know what to expect before they start.)*

8. ☐ What is the full cost breakdown—including surgery, temporaries, and final teeth? *(Ask if they separate fees or offer bundled pricing.)*

9. ☐ Do you offer third-party financing or phased treatment options? *(Helpful if insurance doesn't cover it—which is often the case.)*

10. ☐ Will you be the one performing my surgery—and will I have access to you afterward? *(If there's a traveling doctor model, ask what follow-up looks like.)*



Dental Tourism: Pros and Cons

Considering traveling abroad for a smile makeover? You're not alone. Dental tourism is growing, and while it can offer savings, it comes with serious trade-offs.

Potential Pros:

- Lower upfront costs for certain procedures
- Claimed faster treatment, fewer visits, and promises of “same-day” or “next-day” final teeth
- Option to combine treatment with vacation travel

Possible Cons:

- Some of these risks don’t only apply to overseas travel. We’ve seen similar concerns when patients cross state lines chasing an “amazing deal.” If things go wrong, you may still face the same challenges: lack of follow-up care, incompatible parts, or no accountability.
- Difficult to vet the provider’s actual experience and credentials
- Limited legal recourse if something goes wrong
- Compressed timelines can compromise healing and quality
- Harder (and more expensive) to manage follow-up care, complications, or revisions
- Some countries have no malpractice insurance or sterilization oversight
- Use of less-than-ideal materials to expedite treatment—for example, using metal-reinforced polymer instead of long-lasting zirconia for final teeth
- Use of non-FDA-approved implants and materials, which may not be compatible or replaceable in the U.S. if repairs or maintenance are needed later
- Surprisingly, some patients report significant language barriers in clinics abroad—for example, in countries like Turkey, where staff may not speak English fluently. This can make communication during treatment and follow-up care especially stressful or confusing

Pro-Tip: If something sounds too good to be true, it probably is. Dentistry isn’t just a product—it’s a relationship. Be cautious about trusting your health to someone you may never see again.

Bottom Line

When it comes to full-mouth treatment or any dental implant treatment, the dentist (or team) you choose can make or break your results. You deserve a partner who listens, educates, and guides you—not someone who sells you something fast and forgets your name.

Pro-Tip: Choose experience, not shortcuts. Choose care, not coupons.

Section 3: “How Much Will It Cost Me?” – Real Pricing, Financing, and Warranty Explained

**“If you think good dentistry is expensive, try bad dentistry.”
— Unknown**

Let’s talk about what most people always ask, desperately want to know, and the majority of dental offices would avoid discussing over the phone or before the in-person consultation:

How much is this going to cost me?

The truth? It depends. But we’ll give you real ranges, explain why things cost what they do, and show you how to avoid the traps that leave so many patients frustrated or financially drained.

The Insurance Myth

First, let’s clear up the biggest misconception:

Most smile makeovers, full mouth implants, and cosmetic dental procedures are not fully covered by insurance.

At best, your dental insurance might help with cleanings, fillings, or a small portion of a crown. But when it comes to full arch implants, veneers, or major restorations, you’re mostly on your own.

Dental insurance plans vary, but typically PPO plans are the most helpful. These plans will often pay for part of dental implants or restorative work like crowns or extractions. However, they almost always have an annual allowance cap of around \$1,500 to \$2,500, which helps a little but won’t come close to covering a full smile makeover.

HMO plans, Medicare, and Medicaid almost never cover advanced implant or cosmetic treatments. They may cover emergencies or basic extractions, but not life-changing dental rehabilitation.

In summary, your insurance, at best, only covers a small portion of your treatment. And that’s exactly why this chapter matters.

Not Every Case Can Use the Most Affordable Option

While we believe in providing accessible options for a range of budgets, it's also important to say this clearly: not every case can—or should—be done with the most affordable available solution. Sometimes, the safest, healthiest, and most predictable long-term outcome requires a specific type of procedure, material, or treatment protocol. That's not about profit. It's about protecting your health and ensuring your results last. As doctors, we have a responsibility to recommend what's truly in your best interest—not just what's easiest to sell. In some situations, using a cheaper material or technique might actually increase your risk of complications or failure. And while we'll always offer alternatives when appropriate, there are cases where the safest path forward simply doesn't come in a discount version. That's not greed—it's good medicine.

What It Really Costs (and Why)

Most people intuitively understand that not all "two-bedroom" properties are created equal. The cost of real estate varies drastically depending on location, construction quality, finishes, and countless other factors. A two-bedroom condo in a major downtown metro area can cost ten times as much as one in a rural suburb. Yet oddly, when it comes to full mouth dental implants—a far more complex and personal investment—many assume it should be a uniform commodity, priced consistently no matter where or by whom it's done.

But dentistry is not a commodity. And full arch or full mouth restoration is one of the most complex, skill-dependent, and individualized treatments in all of healthcare. The expertise, materials, planning, and follow-up involved can vary as widely as a trailer home and a luxury penthouse. That's why pricing will vary—and understanding what you're actually getting is more important than just the number you see up front.

When comparing prices, it's important to understand the difference between large corporate dental chains and locally owned specialty offices. Corporate-run implant centers often advertise aggressively and aim for high patient volume, which can lead to more standardized, production-based care. These chains may offer lower entry-level prices, but they often upsell add-ons or deliver treatment using generalized protocols. They typically pay a lower percentage to the actual dentists providing the treatment compared to locally owned offices, where the owner is often the lead provider themselves. Corporate offices also spend significantly more on marketing, advertising, administrative fees, and franchising overhead. As a result, after all the sales tactics and pricing maneuvers, the final cost per arch at a large corporate chain is often \$5,000–\$10,000 higher compared to a local qualified professional—with no added clinical advantage and usually a less customized, more cookie-cutter “one-size-fits-all” approach. Locally owned practices, especially those led by experienced specialists, tend to offer more customized care, better follow-up, and access to high-end materials and techniques.

While the price may or may not be the same, the long-term value and personalized outcomes can far outweigh the initial savings.

Here's a breakdown of common smile makeover options:

Treatment Option	Approx. Cost Range (Per Arch or Area)
Full Arch Implants (Zirconia)	\$10,000 – \$30,000+
Snap-in Implant Denture	\$8,000 – \$15,000
Traditional Denture (Plate)	\$1,000 – \$3,000
Veneers or Crowns (Per Tooth)	\$800 – \$2,500
Orthodontics (Braces/Invisalign)	\$3,000 – \$7,000

You might see clinics offering full-mouth cases for \$5K. You might also hear about people paying \$60K+. Both can be true—but the real question is: What are you getting?

Here's what affects cost the most:

Understanding the Cost of a New Smile: What Are You Really Getting?

You might see full-mouth restoration cases advertised for as low as \$5,000, while others report paying \$60,000 or more. Both are possible—and the real question is: what exactly are you getting for that price?

At our practice, full arch treatments typically range from under \$10,000 to \$28,000 per jaw, with about 75% of cases falling under \$20,000. This wide range depends on several important variables:

- **Bone availability and condition**
- **Smile configuration and gum/lip line**
- **Aesthetic goals and preferences**
- **Type and number of implants required**
- **Whether bone or gum grafting is needed**
- **The type of dental bridge—FP1 vs FP3 (explained later in this chapter)**

Key Factors That Affect Cost and Outcome:

1. Qualifications and Expertise of Your Dental Team

Highly trained specialists—such as periodontists, prosthodontists, or general dentists with advanced implant training—often charge more, but their skills significantly improve the results and reduce complications.

2. Reputation of the Practice

Some well-known franchise clinics have closed down or lost licenses. A strong, stable reputation matters. Check Google, Yelp, and other directories—not just for positive reviews, but for how the practice handles negative ones. Beware of stock photos, unnamed providers, or identical review wording—these may indicate staff turnover or a lack of transparency.

3. Type of Implants Used

Budget or overseas clinics may use non-FDA-approved implants or cheap knockoffs. These can be hard to repair or replace and may increase the risk of failure over time. Quality, name-brand implants offer better long-term outcomes and peace of mind.

4. Materials for Final Teeth

Some "teeth-in-a-day" providers use polymer-based materials with metal substructures, which can compromise both appearance and durability. High-quality options like monolithic zirconia offer better strength and esthetics.

Note: Rapid delivery (within 24–72 hours) may sound appealing, but most cases need time to allow for gum healing and settling. Rushing can lead to issues like gaps between the bridge and gums, food trapping, or hissing/spitting when speaking, especially in the upper jaw.

5. Long-Term Support and Maintenance

A quality provider offers aftercare, hygiene follow-ups, and repairs. Traveling abroad (e.g., to Mexico or Turkey) or even out-of-state (like Vegas) for budget work can leave you stranded without support when issues arise later.



Our full arch treatments range from under \$10,000 to \$28,000 per jaw. Typically, 75% of cases are under \$20,000. The wide price range is due to several variables, including:

- 1. Bone availability**
- 2. Smile configuration and gum/lip line**
- 3. Aesthetic preferences and considerations**
- 4. Types and number of dental implants used**
- 5. Additional gum or bone grafting required**

Have you had any consultations or done any research so far? Sharing this information will help us provide you with a more accurate quote.

- **Qualifications and expertise of the dental providers – Highly trained specialists (like periodontists or prosthodontists or general dentists with advanced training) with years of surgical and restorative experience typically charge more—and deliver better outcomes.**
- **Reputation of the dental practice – Some heavily advertised brands or flashy franchises have disappeared or lost licenses in recent years. A strong, stable reputation matters. Do your research—there’s a lot of open-source information available on platforms like Google, Yelp, and other public directories. Sometimes even a “bad” review can be helpful in understanding how reasonable or unreasonable the feedback is, and more importantly, how the practice owner responds to it. Be cautious of copy/paste generic reviews, Google listings with no real dental providers named, or obvious stock photos—these can be signs of high turnover among dentists and staff or a lack of accountability.**
- **Implant brands used – Overseas or budget practices may use cheap, knock-off implants. In some cases, these are non-FDA-approved brands with little documentation, and sourcing compatible parts for repairs or maintenance can be nearly impossible. This makes long-term care difficult and increases the risk of complications if something goes wrong down the road. That mimic premium brands but are actually low-quality or counterfeit.**
- **Material used for the final bridges – Many “next-day” teeth clinics use cheaper polymer-based teeth on metal frameworks instead of true monolithic zirconia, compromising strength and esthetics. While in some selected clinical cases a 24–72 hour final teeth delivery may be a reasonable option, in most cases some gum settling and shrinkage will inevitably occur due to the natural healing process. This often results in noticeable gaps between the so-called “final bridge” and the gums—leading to food trapping, hissing sounds, and saliva spitting during eating and speaking, especially in the upper jaw, to lower cost and speed up delivery.**
- **Customer service and long-term maintenance – Great practices provide aftercare, repairs, and hygiene follow-up. If you travel internationally such as Mexico, Turkey or even Vegas for discount implants, you may be on your own when problems arise.**

In dentistry, you really do get what you pay for.

Cheap Now, Expensive Later

You want to get the most value for your hard-earned, invested money. But getting something cheap that fails, doesn’t function, or requires excessive redos completely defeats the purpose of the initial low cost.

We've seen it too many times: patients go with the lowest cost treatment and come back 1–3 years later needing everything redone. Implants misaligned. Teeth cracked. Gums inflamed. The whole thing falling apart.

We've personally saw patients who traveled to Turkey for \$300-per-implant “full mouth” treatments. Unfortunately, these implants were often very short, poorly placed (some even outside of the jawbone), and already infected—with visible pus and bone loss. Shockingly, no temporary teeth were provided—not even a removable set of plates—leaving the patient without teeth during healing. The entire procedure was done under local numbing only, with no sedation. Ultimately, all of those implants had to be removed. At that point, the original cost—several thousand dollars plus an overseas flight—was irrelevant for obvious reasons.

When you pay for cheap work, you don't avoid the cost—you just delay it.

What You're Really Paying For

You're not just buying “teeth.”

You're investing in:

- A confident, natural-looking smile
- The ability to eat and speak comfortably again
- Long-term function and durability
- A transformation in how you feel—and how others see you

This isn't like buying a flat-screen TV or car. It's a part of your body. Every day, every photo, every interaction—it matters.

Smarter Financing = More Options

At SmilingChicago | ImplantWIDE, we believe cost should never be the reason someone stays stuck with bad teeth. That's why we offer:

- Third-party financing with monthly payments (often from \$400/month)
- Zero-interest options for qualified applicants
- Staged treatment to break things into manageable phases

You shouldn't feel rushed into a full treatment plan in one payment. Smart patients plan. They ask questions. They work with a team who helps them build a strategy that works for *their* life.

What About a Warranty?

Many patients ask if dental implants and full mouth treatments come with a warranty. It's a fair—and important—question.

1) Warranty Availability At Most Dental Practices in the U.S.

Even in the United States, dental procedures—including implant work—typically do not come with a formal, federally regulated warranty like consumer electronics might. However, individual dental offices may offer their own written or verbal assurances. These vary widely and can range from a year of limited adjustments to several years of full coverage, depending on the provider. Just remember: a warranty is only as good as the practice offering it—and whether they'll still be around when you need them.

As a patient, you should also be fully informed about the risks and benefits of your chosen treatment, as well as any reasonable alternatives. Never hesitate to ask questions.

A formal consent process—reviewed and signed before beginning treatment—is not only best practice, but a key part of patient protection and transparency.

2) How We Do It at SmilingChicago | ImplantWIDE

At our offices, we stand behind our work. We offer a one-year complimentary warranty on all our implant and restorative work. If anything unexpected happens to the implants or teeth within this period—we repair or replace it at no charge.

A reasonable exclusion to this would be damage caused by unexpected trauma, such as accidents or injuries unrelated to normal use. Additionally, some abrupt changes to a patient's overall health—such as major medical conditions, systemic illnesses, or medications that negatively impact bone or tissue healing—may also affect implant stability and fall outside warranty coverage.

Every case also includes a structured follow-up period during healing and integration. We guide each patient through a personalized hygiene and maintenance plan to protect their long-term outcome. Every case includes a period of covered maintenance and follow-up during the healing and integration phases. If something breaks, loosens, or causes discomfort due to craftsmanship or planning—we fix it. We also guide every patient through a custom hygiene and maintenance program to help ensure long-term success. Our patients know they're never “on their own” after treatment.

3) Extended Warranty Options

For those who want even greater peace of mind, we offer extended warranty programs. These options include additional years of coverage on final restorations, proactive repair or remake policies, and enhanced priority scheduling if issues ever arise. Think of it as an insurance policy for your new smile—customizable to your needs and lifestyle.

Some of these extended warranty programs can even cover up to six years nationwide. That means if something happens while you're on vacation—or even if you move within the U.S.—you can still have a repair or replacement covered in another state, including, let's say...Hawaii. Its smile security that travels with you.

Now compare that to a treatment done overseas. If you get your teeth done in another country and something goes wrong after you return home, don't expect a local dentist in the U.S. to honor, repair, or warranty that work. In fact, many providers won't even touch it due to liability concerns, unknown materials, or missing documentation. That means any complication becomes your responsibility—financially and otherwise. So while the upfront savings may seem tempting, the lack of follow-up support makes it a risky bet for your wallet, and most importantly, your health.

Final Thought

There's no way around it—great dental work is a big investment. The return on investment is more than worth it and one of the few that pays you back every single day — when it's done right the first time.

Confidence. Comfort. Health. Opportunity.

Section 4: “Will It Look Natural and Last?” – Balancing Aesthetics and Longevity

“Details matter. It's worth waiting to get it right.”
— Steve Jobs

We discussed the basics of full arch and full mouth dental implant treatment in the previous sections. Now, let's talk about what matters most to many patients: the looks—*aka* aesthetics.

You don't want a smile that just “looks OK.” You want one that feels natural, looks real, and lasts. And you should. Because when you're investing tens of thousands of dollars into your mouth, it's not enough to just walk out with something that passes for teeth—you want a smile that looks like it was *meant* to be there. And you want it to *stay* there.

But here's the reality: not all smile makeovers are created equal. And "looking good" on day one doesn't mean it'll still look or function well—five years from now.

The Importance of Aesthetics

At SmilingChicago | ImplantWIDE, a consultation often involves a facial 3D scan and virtual smile design. This helps the dental team better understand the patient's wants and needs, and sets the stage for thoughtful planning of both the future smile and implant positioning. It's a powerful first step toward achieving the best aesthetic results.

Often, there are one or several sets of temporary teeth involved in the process. These are designed to help both the patient and the dental team "test-drive" the overall shape, alignment, color, and feel of the smile before finalizing the permanent restoration. This phase is critical for making fine adjustments and ensuring that the final result is exactly what the patient envisions—both functionally and aesthetically.

Most patients fear one thing: "I don't want my teeth to look fake." You've probably seen it—the overly white, square, bulky smiles that scream "veneers" or "dentures." And yes, it happens. But it doesn't have to.

Natural beauty in dentistry is about *proportions, symmetry, shade selection, and texture*—all tailored to your face. It's not about copying someone else's teeth. It's about creating harmony with your facial structure, skin tone, lip movement, and even your personality.

The best smile results come from collaboration between the surgeon, the restorative dentist, and the lab technician—each playing a critical role in designing the outcome.

And even within any chosen option, there are levels. There's good, solid dentistry... and then there's next-level artistry. That means:

- More personalized tooth shapes and contours
- Custom texture and surface gloss
- Layered porcelain over zirconia for added realism
- High-end lab craftsmanship that mimics nature in detail

Ask your dentist to show you examples of this kind of work if available. Seeing the difference can help you decide what level of detail matters most to you.

Materials Matter

There's a big difference between:

- **Zirconia:** strong, stain-resistant, and highly aesthetic
- **Hybrid teeth (Acrylic + titanium bar):** lighter and cheaper, but wear out faster
- **PMMA temporaries:** temporary material for healing phase, not meant to last

Top-tier smile makeovers usually use **zirconia** for final restorations. It looks incredibly lifelike when layered by skilled ceramists and holds up for years. Budget options often rely on materials that deteriorate faster, stain more easily, or require frequent maintenance.

Longevity Comes from Precision

Even the most beautiful smile can fail early if the foundation is weak:

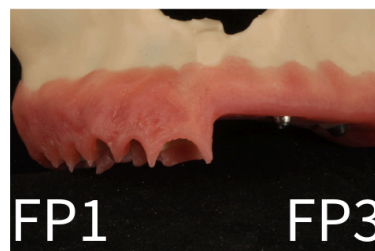
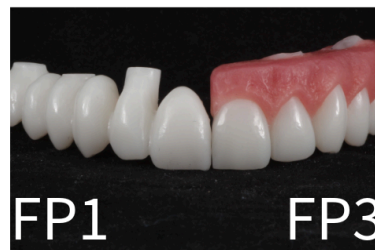
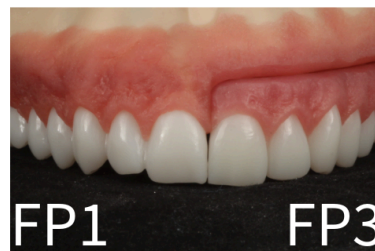
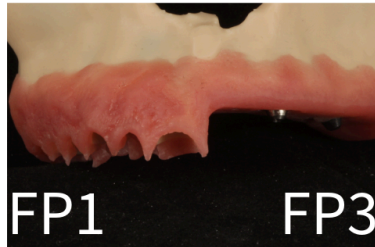
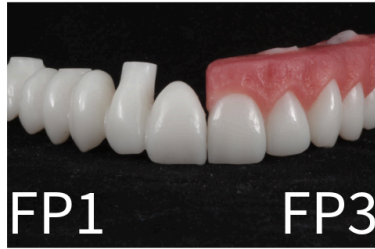
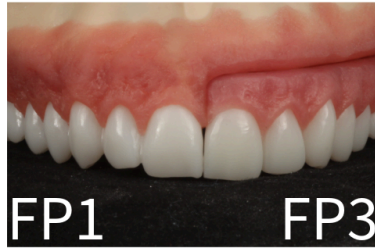
- Poor implant placement = weak bite or cracks
- Loss of bone/gum = unnatural contours
- Misaligned bite = joint issues or early wear

Great outcomes depend on **surgical precision** and **anatomical respect**. Preserving or enhancing bone and gum tissue supports aesthetics and long-term stability. This part requires skill. It's why fast or cheap treatments often compromise results.



Evolution of FP1 natural bridges and how Dr. G accumulated knowledge & skills from different parts of the world and various advanced training programs.

FP1 vs FP3: Designing a Natural Look Based on Your Anatomy



When it comes to full-arch restorations, restoration design dramatically impacts aesthetics. The two most common designs are:

FP1 (Tooth-Only restoration)

- Mimics only the teeth
- Requires preserved or enhanced gum tissue
- Most natural-looking when executed well

Pros:

- Teeth emerge directly from natural gums
- No visible pink material
- Feels more like real teeth

Cons:

- Requires excellent bone/tissue support
- May involve grafting
- More technique-sensitive
- Typically **~25%+ more expensive** than FP3 due to lab and surgical demands

FP3 (Tooth + Pink Gum restoration)

- Replaces both teeth and gums
- Used when gums/bone have receded significantly

Pros:

- Works well in severe bone loss cases
- Easier to fabricate and adjust
- More affordable overall

Cons:

- Less natural for high-smile-line patients
- Visible pink portion may feel bulky or artificial

Combo Approach

Often, patients benefit from **FP1 on the upper** (where the smile is most visible) and **FP3 on the lower** (where bone is more limited). This strategic mix delivers both aesthetics and practicality.

Final Thought

Beauty and durability are not in conflict—they go hand-in-hand. The smiles that look most natural often last the longest, because they weren't rushed, compromised, or standardized.

So ask yourself: Are you buying "teeth" or investing in your long-term confidence?

Section 5: “What’s the Process Like?” – What to Expect Before, During, and After

“Great things are not done by impulse, but by a series of small things brought together.”

— Vincent van Gogh

Here's what most ads and websites won't tell you: a real smile makeover is a **journey**, not a drive-thru experience. It takes planning, healing, adjustments, and yes—some patience. But for the patients who see it through? It's life-changing.

In this section, we'll walk you through the real process: from your first consultation all the way to seeing your new smile in the mirror. You'll learn what surgery is like (spoiler: it's not as bad as most people fear), how long healing takes, and what emotions often come up along the way. You'll also learn how to maintain your results—and why your mindset after the makeover is just as important as the procedure itself.

This is the part where your confidence grows—and your life starts to change.

Step 1: Consultation & Digital Planning

This is where the journey begins. Your first visit should feel more like a strategy session than a sales pitch. At SmilingChicago | ImplantWIDE, we start by listening to your concerns, reviewing your health history, and taking high-resolution 3D scans of your teeth, bone, and face. We then create a **digital smile design** that lets you preview the potential outcome—and plan the implant positions with precision.

Step 2: Clinical Evaluation & Treatment Roadmap

Not everyone is a candidate for the same approach. Some patients need extractions or bone grafting. Others are ready to move straight to implant placement. We'll go over your anatomy,

smile goals, timeline, and budget. From there, you'll receive a **custom roadmap** that outlines your specific plan—including how to phase the treatment if needed.

Step 3: Surgery Day

The surgical part may sound intimidating—but most patients are surprised at how straightforward it feels. We use **gentle sedation options** for comfort, and the procedure is usually done in one visit per jaw. For full-arch patients, any remaining bad teeth are removed, implants are placed, and you'll often leave with **new temporary teeth the same day**.

Step 4: Healing & Temporaries

This is the most underestimated phase—but one of the most important. Your gums and bone need time to adapt around the new implants. This healing period usually takes **3 to 6 months**, depending on your health and case complexity. During this time, you'll wear temporary teeth designed to look good and function, while we monitor your healing.

This is also a great time for your feedback and any requested adjustments. We'll ask for your input on how everything feels and looks—your bite (how the teeth come together when you chew), speech or phonetics, and overall comfort. These insights help guide final refinements to ensure your permanent smile is as natural and functional as possible.

In some cases, we may create a second, refined set of temporary teeth at **no additional charge** if adjustments are needed—such as improving the bite, comfort, or appearance that couldn't be perfectly aligned on surgery day. Think about this: many patients are transitioning from years of missing, damaged, or misaligned teeth, and that sudden change—though positive—can take time for the mouth and body to adapt. That's why a second provisional set isn't just a cosmetic luxury; it can be a necessary step to fine-tune your function and comfort. This added layer of customization ensures the final result is right for you.

Now imagine trying to request this if your treatment was done overseas or during a rushed long-distance dental trip. With limited time and lack of follow-up access, this kind of refinement is **rarely offered**, and most patients are stuck with whatever they were given. It's one more reason why staying local and connected to your care team can make all the difference.

In some cases, a final definitive implant bridge can be delivered in **24 to 72 hours**. However, this is only suitable for highly selected cases and must be determined through careful evaluation. As discussed earlier in the book, delivering final teeth too early in the healing phase can lead to complications due to gum settling and natural changes—so this faster option is not a one-size-fits-all solution—but one of the most important. Your gums and bone need time to adapt around the new implants. This healing period usually takes **3 to 6 months**, depending on your health and case complexity. During this time, you'll wear temporary teeth designed to look good and function, while we monitor your healing.

Step 5: Final Smile Reveal

Once everything is healed and stable, it's time for the final teeth. These are usually made of high-end materials like **monolithic zirconia** or **multilayered zirconia**, depending on your case needs and aesthetic goals. Some restorations may include or be supported by a **metal framework** for additional strength. Others may include **artificial pink ceramics** to replicate gum tissue—ideal for FP3-type bridges—while some patients will qualify for a **tooth-only FP1 bridge**, where the final teeth emerge naturally from the gums.

Ideally, the final bridge is a near-exact copy of your last version of the adapted provisional bridge that served as a prototype, but fabricated using more robust and aesthetic materials like zirconia. That means—no surprises. You've already worn the test version, provided feedback, and your body has adjusted. So the final version should feel familiar, fit properly, and function beautifully right from day one. That means—no surprises. You've already worn the test version, provided feedback, and your body has adjusted. So the final version should feel familiar, fit properly, and function beautifully right from day one.

Step 6: Maintenance & Long-Term Success

Rarely does any item or completed project in our lives require no maintenance or service after it's finished. We're used to keeping things in working order—whether that means cleaning, tuning, or occasionally repairing—to ensure they last. Your new teeth are no exception. Like a car, a home, or a health routine, they require upkeep if you want them to function beautifully for years to come.

In most cases, wearing a **protective night guard (mouthpiece)** is highly recommended—at least during the early stages of adaptation to your new temporary or permanent set of teeth. This helps protect against nighttime clenching or grinding (often subconscious), which can lead to fractures or damage if left unaddressed.

Smile makeovers are built to last—but only if they're maintained. You'll receive a **personalized care guide** with hygiene tools, a professional cleaning schedule, and home-care instructions tailored to your case. Regular check-ins help us catch small issues early. Ongoing prevention and monitoring are what protect your investment long term.

It's also important to set the right expectations from the beginning—for both the patient and the dental team. This beautiful result you've worked hard for will need to be properly maintained by **you** and a trusted dental provider of your choice to remain stable for the long term—or ideally, a lifetime.

Over the years, we've noticed a recurring issue: many patients who had their full-mouth implants done at surgical-only centers later find themselves without a long-term maintenance plan. These offices often assume the patient will coordinate future care with their general dentist. Unfortunately, this doesn't always happen. Some general dentists lack the experience, training, or specialized tools required to maintain these advanced restorations.

At SmilingChicago | ImplantWIDE, we use specialized professional equipment that allows us to clean **underneath full-arch implant bridges**—*without* removing them in most cases. This helps maintain hygiene around the implants while keeping the restoration in place. However, in some situations, the shape and complexity of the underside of the bridge (called the intaglio surface) may require **periodic removal** for deep access and full disinfection.

As a result, things like missed cleanings, poor at-home hygiene, or even a small issue like a loose abutment screw can go unaddressed. Left untreated, these seemingly minor problems can escalate—leading to **bone loss around the implants** or even **complete failure of the restoration**.

Also, keep in mind that your **overall health plays a major role** in long-term success. Chronic conditions like **uncontrolled diabetes**, **smoking**, certain medications (e.g. bisphosphonates), and **invasive treatments** for other medical conditions can all negatively affect implant stability and healing capacity. These factors must be monitored closely and managed in collaboration with your medical providers.

Ongoing care isn't just a recommendation. It's a requirement for preserving the health, function, and appearance of your new smile—and protecting the investment you made in yourself. It's a requirement for preserving the health, function, and appearance of your new smile—and protecting the investment you made in yourself.

Afterword

You've now taken a deep dive into the journey of transforming your smile—from understanding your options and visualizing the results, to navigating the process step-by-step. Whether you're still in the research phase or already moving forward with treatment, the most important takeaway is this:

You are not alone.

Behind every confident smile is a story of courage, decision-making, and hope. At SmilingChicago | ImplantWIDE, we've walked this path with thousands of patients—each with their own goals, fears, and victories. We believe you deserve not only a functional, healthy bite, but also a smile that reflects your spirit and restores your confidence.

As someone who has spent years helping others rebuild their smiles, I finally had an opportunity to improve my own smile about a year ago—and I only wish I had done it sooner. It's very consistent with what most of our patients tell us:

"Why didn't I do this years ago?"

And since I couldn't treat myself—for obvious reasons—I had to follow the same steps as many of you: I did my research, I looked for the best provider for my new smile, and yes... I paid a substantial amount of money for my new teeth. I truly walked in your shoes. And honestly? It was a great experience—one that made me an even better dentist. Going through the process myself gave me a deeper understanding of what my patients go through—the emotions, the questions, the fears, and the incredible excitement of seeing that final result.

Another observation I've heard time and again—and experienced firsthand—is that if both arches need to be treated, it's often best to do them at the same time. Many patients who chose to treat one arch first and the second one later almost always say the same thing in hindsight:

“I should've just done them both at once.”

So whether your next step is a consultation, a second opinion, or just asking a few more questions—know that we're here for you. No pressure. Just expertise, empathy, and honest guidance.

As Dr. G likes to say:

“It's not just about fixing teeth. It's about giving people their lives back.”

So make your bad teeth a memory—and you'll be thanking your “old” self for making this life-changing step.

Thank you for taking the time to explore this book. We hope it's brought you clarity, reassurance, and a bit of inspiration.

Your smile journey is yours to shape—let's make it remarkable.

